



How to Use gpd's Tracer Gas Regulator Kit, 5811753, to Detect Leaks in the A/C System with Tracer Gas


Using tracer gas to detect leaks in the automotive A/C system is a cost effective and efficient method of detecting miniscule and hard to reach leaks. Adding tracer gas (non-flammable, 5% hydrogen, 95% nitrogen) to the A/C system increases pressure, releasing gas through any openings in the system that can then be identified with an electronic H2/N2 tracer gas leak detector.

LEAK TESTING WITH REFRIGERANT AND DYE VS. TRACER GAS



Dye/Refrigerant

- Requires refrigerant in the system
- Vehicle and A/C must be on
- Ineffective in late model system



Tracer Gas

- Refrigerant not required
- Vehicle and A/C do not have to be on
- Effective in any A/C system

EQUIPMENT

Tracer Gas Regulator Kit 5811753 Includes:

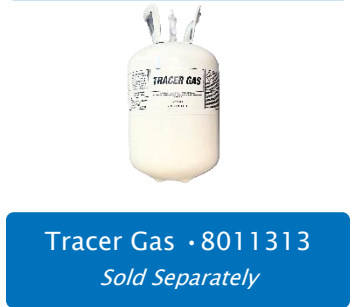

- a 150psi Rated Regulator (5811749)
- b R134a High-Side Coupler with 1/4" Adapter (5811750)
- c R1234yf High-Side Coupler with 1/4" Adapter (5811751)
- d 96" Service Hose (1/4" x 1/4") (5811317)
- e Inline Shutoff Valve (5811637)



Leak Detector • 5811748
Sold Separately



Refrigerant Gauge Set
• 5811258 (R134a) •
5811672 (R1234yf)
Sold Separately



Tracer Gas • 8011313
Sold Separately

Manufacturer names, logos and part numbers are for reference only. All prices, taxes and availability are subject to change without notice. This document and any files transmitted with it are confidential and intended solely for the use of the individual or entity to which they are addressed. If you have received this document in error, please delete it immediately. Note that any views or opinions presented in this document are solely those of the author. Any unauthorized review, use, disclosure, or distribution is prohibited. Global Parts Distributors, LLC (gpd) accepts no liability for any damage caused by any virus or other means transmitted by this document. © Global Parts Distributors, LLC (gpd)

How to Use gpd's Tracer Gas Regulator Kit, 5811753, to Detect Leaks in the A/C System with Tracer Gas

gpd

PROCEDURE

1. Evacuate refrigerant from the system. If there is any residual refrigerant left in the system, this must be recovered prior to following this procedure.
*UNLIKE LEAK DETECTION WITH DYE, THE VEHICLE AND A/C SYSTEM SHOULD NOT BE ON.
2. Ensure tracer gas cylinder is secure in a position where it cannot fall over.
3. Ensure regulator valve is fully wound out (counterclockwise).
4. Fit the regulator to the cylinder and fit gauges to the system.
5. Attach service hose to tracer gas cylinder and attach appropriate refrigerant coupler adapter to high-side.



R134a Gauge Set • 5811258

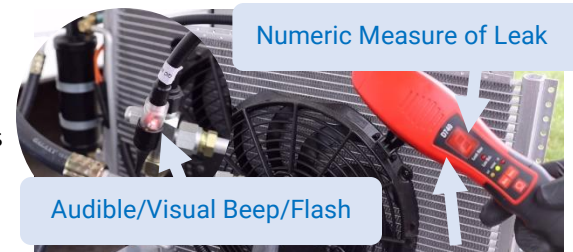


30lb Tracer Gas Cylinder • 8011313

Regulator • 5811749

6. Open the system valves and open the high side manifold valve.
7. Open the tracer gas cylinder valve and slowly wind the nitrogen regulator (clockwise) to pressurize the system.
 - Pressurize the system in stages of no more than 45psi at a time; UP TO 150 psi. 100psi is recommended for leak detection with tracer gas.
 - Listen for audible pressure loss and watch the gauges for visual indication of pressure loss at each increment increase.
8. Maintain the system at 100psi for the duration of the leak test.
9. Close tracer gas valve. Remove the low-side gauge. Remove service hose from high-side.
10. Slowly trace all lines in the A/C system using an H₂/N₂ Tracer Gas Leak Detector

- Check all joints, service ports, connections, etc. twice.
- The leak detector will indicate where there is a leak if it detects tracer gas, audibly with a fast paced "beep" and visually with numeric measurement of leak detected.



Numeric Measure of Leak

Audible/Visual Beep/Flash

Tracer Gas (H₂/N₂) Leak Detector • 5811748

11. Evacuate tracer gas and make necessary repairs.
REPAIRS SHOULD NOT BE MADE WHILE SYSTEM IS PRESSURIZED WITH GAS
12. After repairs are made, ensure the system is completely evacuated before charging with refrigerant.

Manufacturer names, logos and part numbers are for reference only. All prices, taxes and availability are subject to change without notice. This document and any files transmitted with it are confidential and intended solely for the use of the individual or entity to which they are addressed. If you have received this document in error, please delete it immediately. Note that any views or opinions presented in this document are solely those of the author. Any unauthorized review, use, disclosure, or distribution is prohibited. Global Parts Distributors, LLC (gpd) accepts no liability for any damage caused by any virus or other means transmitted by this document. © Global Parts Distributors, LLC (gpd)